

**Bee County, Texas**

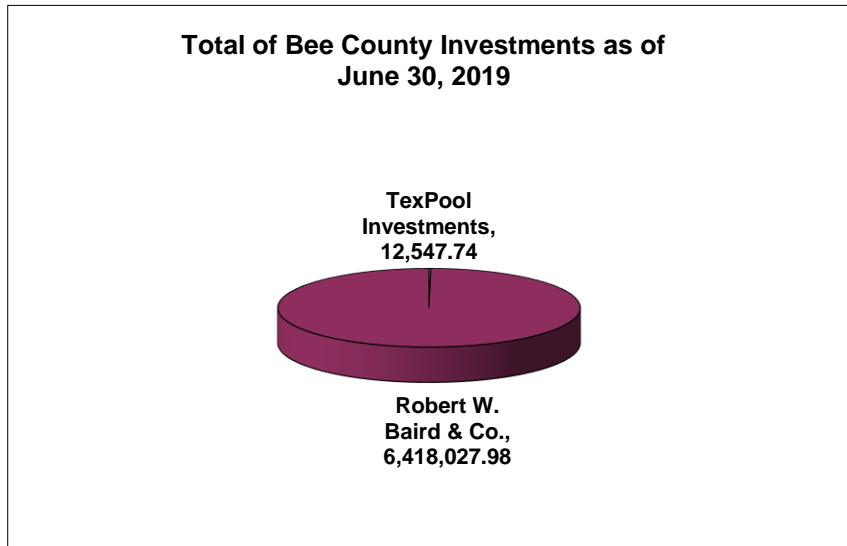
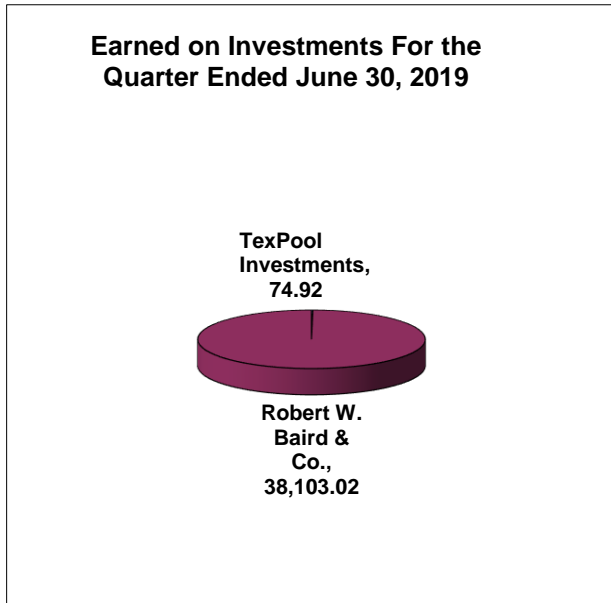
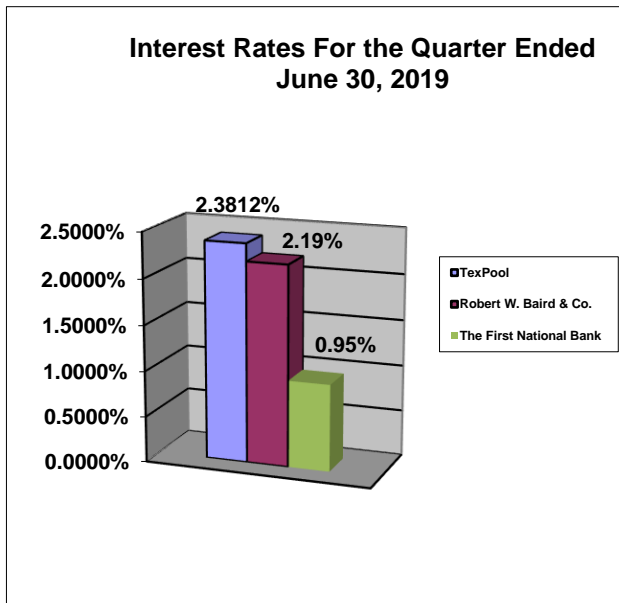
**SCHEDULE OF INVESTMENT ACTIVITY**

For The Quarter Ending June 30, 2019

Prepared By:  
County Auditor's Office

**Bee County, Texas**  
**Schedule of Investment Activity Combined**  
**For the Quarter Ended June 30, 2019**

| Investments           | Balance<br>3/31/2019 | Deposits    | Withdrawals     | Interest         | Balance<br>6/30/2019 |
|-----------------------|----------------------|-------------|-----------------|------------------|----------------------|
| TexPool Investments   | 12,472.84            | 0.00        | 0.00            | 74.92            | 12,547.74            |
| Robert W. Baird & Co. | 6,383,116.52         | 0.00        | 3,191.56        | 38,103.02        | 6,418,027.98         |
| <b>TOTALS</b>         | <b>6,395,589.36</b>  | <b>0.00</b> | <b>3,191.56</b> | <b>38,177.94</b> | <b>6,430,575.72</b>  |




---

April A. Cantu, Bee County Auditor

**Bee County, Texas**  
**Schedule of Investment Activity Combined**  
**For the Quarter Ended June 30, 2019**

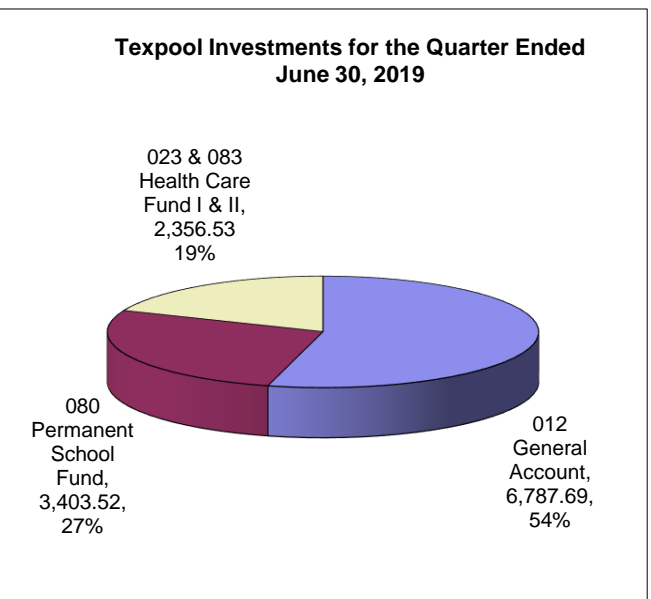
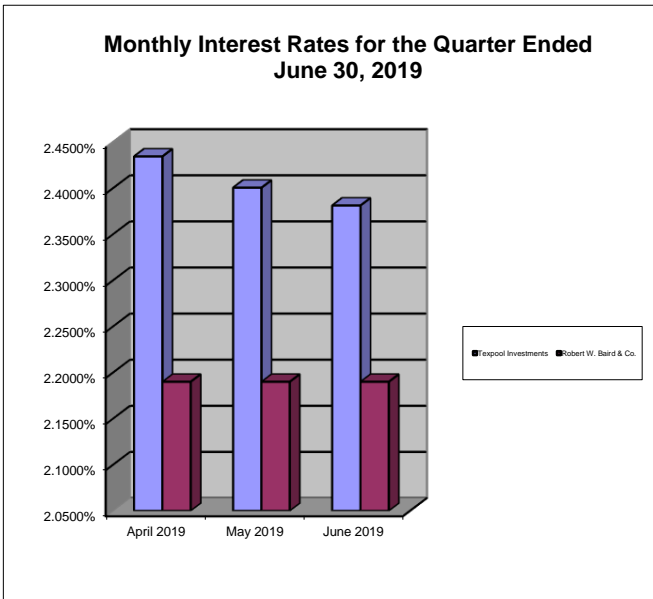
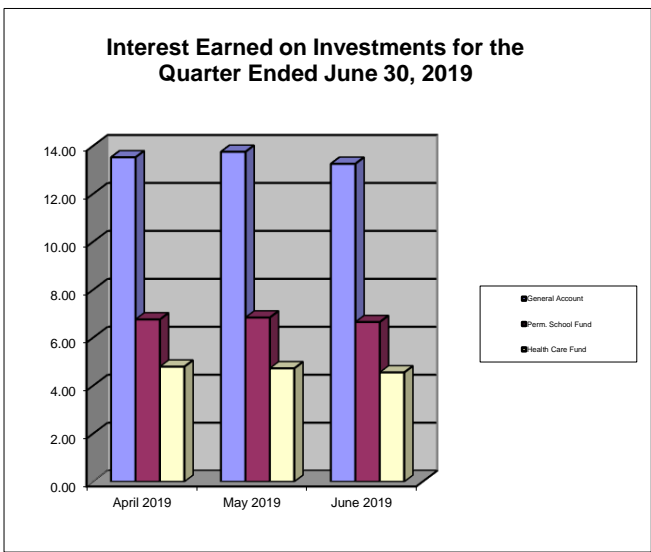
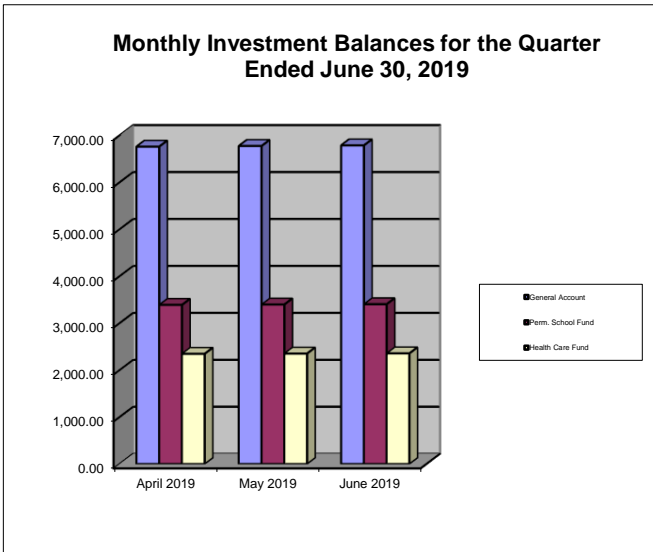
| MONTHLY BALANCES      | <u>June 30, 2019</u>       |
|-----------------------|----------------------------|
| TexPool Investments   | 12,547.74                  |
| Robert W. Baird & Co. | 6,418,027.98               |
| Total Monthly Balance | <u><u>6,430,575.72</u></u> |

| INTEREST EARNED                              | <u>June 30, 2019</u>    |
|--|-------------------------|
| TexPool Investments                          | 74.92                   |
| Robert W. Baird & Co.                        | 38,103.02               |
| Robert W. Baird & Co. Prof. Services         | -3,191.56               |
| Robert W. Baird & Co. Cost Rpt. & Other Exp. | 0.00                    |
| Total Monthly Balance                        | <u><u>34,986.38</u></u> |

| INTEREST RATES          | <u>June 30, 2019</u> |
|-------------------------|----------------------|
| TexPool Investments     | 2.3812%              |
| Robert W. Baird & Co.   | 2.19%                |
| The First National Bank | 0.95%                |

## Bee County, Texas Schedule of Investment Activity Texpool For the Quarter Ended June 30, 2019

| Texpool Investments             | Balance<br>3/31/2019 | Deposits    | Withdrawals | Interest     | Balance<br>6/30/2019 |
|---------------------------------|----------------------|-------------|-------------|--------------|----------------------|
| 1. 012 General Account          | 6,747.16             | 0.00        | 0.00        | 40.55        | 6,787.69             |
| 2. 080 Perm. School Fund        | 3,383.24             | 0.00        | 0.00        | 20.28        | 3,403.52             |
| 3. 023 & 083 Health Care I & II | 2,342.44             | 0.00        | 0.00        | 14.09        | 2,356.53             |
| <b>TOTALS</b>                   | <b>12,472.84</b>     | <b>0.00</b> | <b>0.00</b> | <b>74.92</b> | <b>12,547.74</b>     |



April A. Cantu, Bee County Auditor

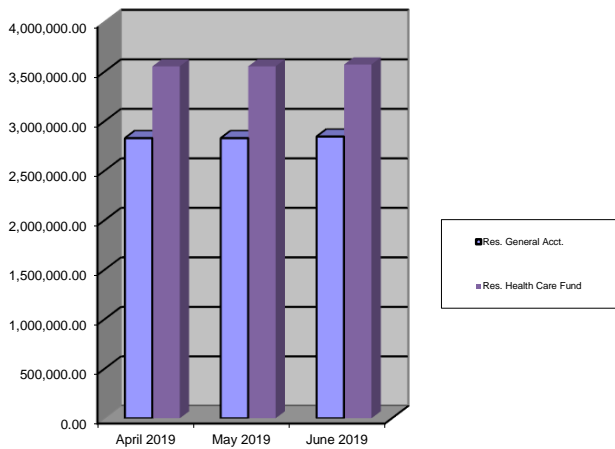
**Bee County, Texas**  
**Schedule of Investment Activity Texpool**  
**For the Quarter Ended June 30, 2019**

| MONTHLY BALANCES                  | April 2019       | May 2019         | June 2019        |
|-----------------------------------|------------------|------------------|------------------|
| 012 General Account               | 6,760.67         | 6,774.43         | 6,787.69         |
| 080 Permanent School Fund         | 3,390.01         | 3,396.86         | 3,403.52         |
| 023 & 083 Health Care Fund I & II | 2,347.24         | 2,351.97         | 2,356.53         |
| <b>Total Monthly Balance</b>      | <b>12,497.92</b> | <b>12,523.26</b> | <b>12,547.74</b> |
| INTEREST EARNED                   | April 2019       | May 2019         | June 2019        |
| 012 General Account               | 13.53            | 13.76            | 13.26            |
| 080 Permanent School Fund         | 6.77             | 6.85             | 6.66             |
| 023 & 083 Health Care Fund I & II | 4.80             | 4.73             | 4.56             |
| <b>Total Monthly Balance</b>      | <b>25.10</b>     | <b>25.34</b>     | <b>24.48</b>     |
| INTEREST RATES                    | April 2019       | May 2019         | June 2019        |
| TexPool Investments               | 2.4344%          | 2.4005%          | 2.3812%          |
| Robert W. Baird & Co.             | 2.19%            | 2.19%            | 2.19%            |
| GENERAL ACCT INVESTMENTS          | April 2019       | May 2019         | June 2019        |
| General Fund 012                  | 1,504.00         | 1,507.07         | 1,510.06         |
| Co. Clerk Records Mgmt Fund 014   | 134.07           | 134.34           | 134.60           |
| Courthouse Security Fund 017      | 33.22            | 33.29            | 33.36            |
| Road & Bridge Fund 020            | 3,264.02         | 3,270.66         | 3,277.06         |
| Special Road Tax Fund 021         | 0.00             | 0.00             | 0.00             |
| Fuel Farm Fund 022                | 25.39            | 25.44            | 25.49            |
| Farm to Market Fund 025           | 20.98            | 21.02            | 21.02            |
| Co. Records Management Fund 026   | 521.73           | 522.79           | 523.81           |
| Abandoned Vehicle Fund 030        | 8.64             | 8.66             | 8.68             |
| Law Library Fund 047              | 232.33           | 232.80           | 233.26           |
| Refunding I & S Fund 060          | 62.74            | 62.87            | 62.99            |
| Right of Way Fund 073             | 269.62           | 270.17           | 270.70           |
| Technology Fund 082               | 102.57           | 102.78           | 102.98           |
| Group Health Ins Fund 095         | 581.36           | 582.54           | 583.68           |
| <b>TOTAL GENERAL ACCOUNT INV.</b> | <b>6,760.67</b>  | <b>6,774.43</b>  | <b>6,787.69</b>  |

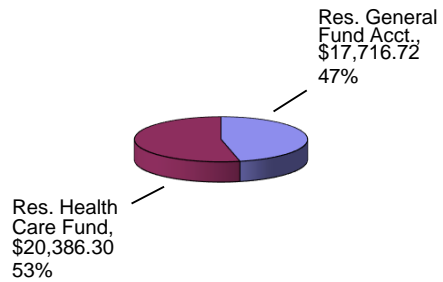
**Bee County, Texas**  
**Schedule of Investment Activity Robert W. Baird & Co.**  
**For the Quarter Ended June 30, 2019**

| Robert W. Baird & Co. Investments  | Balance<br>3/31/2019 | Deposits    | Withdrawals     | Interest         | Balance<br>6/30/2019 |
|------------------------------------|----------------------|-------------|-----------------|------------------|----------------------|
| 012 Reserve General Account        | 2,828,933.54         | 0.00        | 1,414.47        | 17,716.72        | 2,845,235.79         |
| 023 & 083 Reserve Health Care Fund | 3,554,182.98         | 0.00        | 1,777.09        | 20,386.30        | 3,572,792.19         |
| <b>TOTALS</b>                      | <b>6,383,116.52</b>  | <b>0.00</b> | <b>3,191.56</b> | <b>38,103.02</b> | <b>6,418,027.98</b>  |

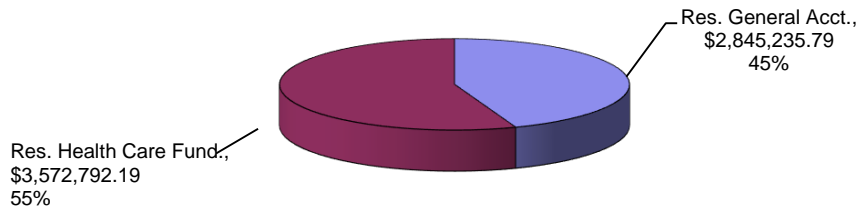
**Monthly Investment Balances For the Quarter Ended June 30, 2019**



**Earned on Investments For the Quarter Ended June 30, 2019**



**Robert W. Baird & Co. Total Investment as of June 30, 2019**



April A. Cantu, Bee County Auditor

**Bee County, Texas**  
**Schedule of Investment Activity Robert W. Baird & Co.**  
**For the Quarter Ended June 30, 2019**

| MONTHLY BALANCES                            | April 2019          | May 2019            | June 2019           |
|---|---------------------|---------------------|---------------------|
| 012 Reserve General Account                 | 2,828,933.54        | 2,828,933.54        | 2,845,235.79        |
| 023 & 083 Reserve Health Care Fund          | 3,554,182.98        | 3,554,182.98        | 3,572,792.19        |
| <b>Total Monthly Balance</b>                | <b>6,383,116.52</b> | <b>6,383,116.52</b> | <b>6,418,027.98</b> |
| INTEREST EARNED                             | April 2019          | May 2019            | June 2019           |
| 012 Reserve General Account                 | 0.00                | 0.00                | 17,716.72           |
| 023 & 083 Reserve Health Care Fund          | 0.00                | 0.00                | 20,386.30           |
| General & HealthCare Fund Prof Services Fee | 0.00                | 0.00                | -3,191.56           |
| Other Fees & Costs                          | 0.00                | 0.00                | 0.00                |
| <b>Total Monthly Balance</b>                | <b>0.00</b>         | <b>0.00</b>         | <b>34,911.46</b>    |
| INTEREST RATES                              | April 2019          | May 2019            | June 2019           |
| Robert W. Baird & Co.                       | 2.19%               | 2.19%               | 2.19%               |
| GENERAL ACCT INVESTMENTS                    | April 2019          | May 2019            | June 2019           |
| General Fund 012                            | 2,828,933.54        | 2,828,933.54        | 2,845,235.79        |
| <b>TOTAL GENERAL ACCOUNT INV.</b>           | <b>2,828,933.54</b> | <b>2,828,933.54</b> | <b>2,845,235.79</b> |